

# GS2100 Dual Setpoint Indicator



The GS2100 is a high performance, microprocessor based, dual Setpoint indicator designed specifically for use in a wide range of industrial batch weighing and process level control applications.

The basic GS2100 comprises a load cell amplifier and A/D converter, 2 user configurable output relays, a CPU watchdog circuit and a front panel keyboard display all under control of the microprocessor CPU.

An optional high precision analogue output may be fitted providing simultaneous 4 to 20mA & 0 to 10VDC (or customized) output of displayed gross or net weight for recording and control. The 2 relay outputs are controlled by individual set points that can be configured to act in a variety of ways. The GS2100 can act on increasing or decreasing weight and can be used for high & low-level alarm control or batching in/out applications.

## KEY FEATURES:

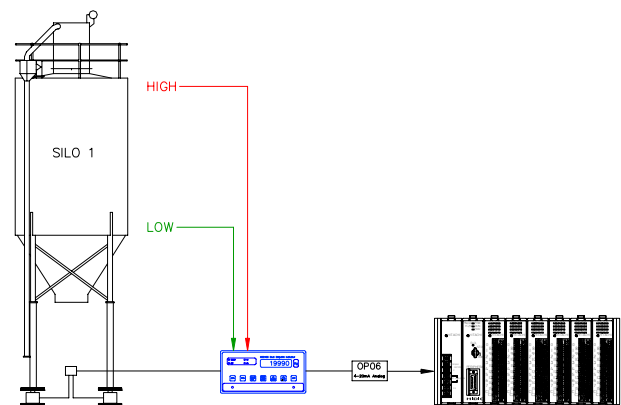
- ✓ Two (2) User configurable relay outputs
- ✓ 48000 division internal resolution
- ✓ 10,000 display divisions
- ✓ Count by 1, 2, 5, 10, 20 & 50
- ✓ Full function sealed keyboard
- ✓ CPU Watchdog Circuit
- ✓ Rugged all metal enclosure
- ✓ RFI and EMI Protected
- ✓ Optional 12 & 14 Bit Analog Outputs

## GENERAL:


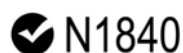
All metal desk and panel mounting enclosure.  
14mm high 7 segmented high intensity red LED display to a maximum of 199,990

Front: 198mm W x 96mm H  
Cut Out: 186mm W x 92mm H  
Body: 184mm W x 90mm H x 246mm

**POWER:** 100, 110, 117, 200, 220, 240VAC  
(+/- 10%) 49 to 62Hz, 15VA.



*Since 1978 Gedge Systems has been Australia's Leading Manufacturer of High Accuracy Weighing Electronics*



**GEDGE SYSTEMS** 488 Church Street, Richmond 3121 Victoria, Australia.

E-mail: [info@gedgesystems.com.au](mailto:info@gedgesystems.com.au)

+61 3 9429-8396

+61 3 9429-8097